



Product Bulletin

Bulletin Number: P-2008-023887-01-Global-Rev2
 Date: 24th November 2008

**Nortel SIP Firmware Release 2.1 for
 IP Phone 1120E and IP Phone 1140E
 General Availability – Global**

REVISION HISTORY

Date	Revision #	Summary of Changes
30 th June 2008	Original Bulletin	This is the original publication
24 th November 2008	Revision 2	Introduction of Nortel SIP Firmware Release 2.1 and addition of supported Nortel Communication Servers

Introduction

The purpose of this bulletin is to introduce the General Availability (GA) of the SIP Firmware Release 2.1 for the IP Phone 1120E and IP Phone 1140E effective as of November 24th, 2008 for Nortel Communication Server MCS5100 Release 3.5/4.0 and AS 5200 6.0SP1 and for third-party BroadSoft BroadWorks Server Release 14. SIP Firmware Release 2.1 for IP Phone 1120E and 1140E provides enhancements to the SIP capabilities including support for an ordered list of codecs for default codec selection suitable for diverse networks and also delivers general quality improvements. Additional support of the SIP Firmware Release 2.1 for the IP Phone 1120E and 1140E on other Nortel Communication Servers remains under formulation at this time.

Please note SIP Firmware Release 2.0 for the IP Phone 1120E and IP Phone 1140E for Nortel Communication Server CS2100 is available as a GA product since September 2008. SIP Firmware Release 1.1 for the IP Phone 1120E and IP Phone 1140E is available as GA product for Nortel Communication Servers CS2000, and CS1500 since 4Q 2007. Please consult your Nortel representative for further timeline updates on specific server of interest.

The SIP Firmware Release 2.1 for IP Phone 1120E and 1140E is supported on the GA hardware release (currently shipping and already shipped GA hardware) of the respective IP Phone models. The SIP Firmware Release 2.1 for IP Phone 1120E and 1140E is the required minimum release on the planned shipments of the respective IP Phone models beginning 1Q09. Field upgrade to SIP Firmware Release 2.1 is possible. Please refer to firmware upgrade section for details.

SIP Firmware release for IP Phone 1120E and 1140E

Firmware	IP Phone 1120E and 1140E (Currently shipping and already shipped GA hardware)	IP Phone 1120E and 1140E (Planned factory shipments starting 1Q09)
Supported SIP Firmware Release	SIP Firmware Release 1.1 and above	SIP Firmware Release 2.1

Order codes for IP Phone 1120E would be different in 1Q09 than the current order codes. Please refer to ordering guidelines section below for details.

This bulletin provides useful information related to the release of the SIP Firmware for IP Phone 1120E and 1140E globally including solution overview, firmware management and ordering information. It also references Product Advisements as well as where to find related documentation and product information.

Contents

INTRODUCTION	1
SIP FIRMWARE RELEASE 2.1 FOR IP PHONE 1120E AND 1140E OVERVIEW	4
ADMINISTRATION AND PROVISIONING.....	11
FIRMWARE CONTENT AND UPDATE INFORMATION	12
REFERENCES AND RELATED DOCUMENTS.....	13
ORDERING GUIDELINES AND PROCEDURES.....	14
Order Codes – IP Phone 1120E and 1140E (shipped preloaded with SIP Firmware Release).....	14
Communicationl Server Port License	15
TRAINING	16
TECHNICAL ADVISEMENTS	17
Minimum Hardware for SIP Firmware Release on the IP Phone 1120E and 1140E	17
Audio codec enhancements	17
Security - NAT Traversal & STUN protocol	17
Secure Real-Time Transport Protocol (SRTP) and Transport Layer Security (TLS).....	18
802.1X and Extensible Authentication Protocol (EAP)	18
Single User Login.....	18
Shared Call Appearance	19
SIP URI Dialing	19
Expansion Module	19
Distinctive Ringing.....	21
Link Layer Discovery protocol IEEE 802.1ab	21
Auto Login	21
RFC Enhancements	22
RTP Port Configuration	22
Voice Quality Monitoring (VQMon)	22
Transfer to Voice Mail	23
Dynamic Host Configuration Protocol (DHCP).....	23

SIP Firmware Release 2.1 for IP Phone 1120E and 1140E Overview

The Nortel IP Phone 1100 Series portfolio is Nortel's new generation of desktop IP Clients which builds upon Nortel's standard for ease-of-use, reliability and robustness. The IP Phone 1100 Series hardware incorporates high-resolution, back-lit, pixel-based displays and a sleek, cutting-edge ergonomic design on all models along with support for standards-based USB, Gigabit Ethernet and Bluetooth wireless technology integration on selected portfolio models. The IP Phone 1120E and IP Phone 1140E hardware models are currently generally available to the global market. The SIP Firmware Release 2.1 enhancements deliver standards-based SIP Firmware for the IP Phone 1120E and IP Phone 1140E models for Nortel Communication Server MCS5100, AS 5200 and third-party BroadSoft BroadWorks Server.

SIP Firmware Release 2.1 does not support the IP Phone 1110, IP Phone 1150E. A high level view of the physical model of IP Phone 1120E and 1140E is shown in Diagrams 1 through 3 below followed by technical details of the SIP Firmware Release 2.1.

Diagram 1: Front View of IP Phone 1120E

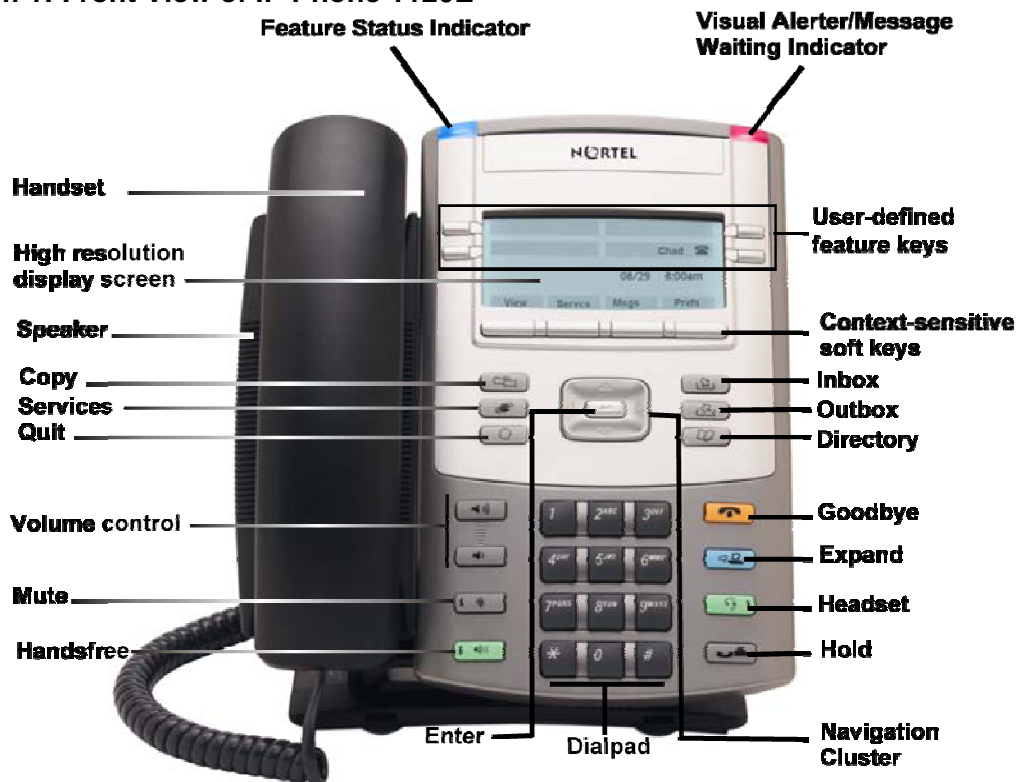


Diagram 2: Front View of IP Phone 1140E




The rear view of the IP Phone 1120E & 1140E connections are shown in Diagram 3.

The tilt-lever is used to adjust the angle position of the IP Phone 1100 Series desk set. Five positions are supported which provide a total angle range of 60 degrees (-5 to +55 degrees). The adjustable tilt-stand, in combination with the high-resolution graphical displays, provides superior viewing experience for users of the phones.

IP Phones 1120E and 1140E integrate an industry standard USB port, which elevates user experience and boosts personal productivity, by providing support for standard mouse or keyboards that allow for flexible navigation of SIP telephony and SIP-based Instant Messaging (IM) applications.

Diagram 3: Rear View of IP Phone 1120E & IP Phone 1140E



For more details on IP Phones 1120E and 1140E hardware capabilities, please refer to the IP Phone 1100 Series Knowledge Transfer Kit (KTK) materials located on the Nortel Partner Information Center: <http://www.nortel.com/pic>

Technical Description

The Nortel IP Phone 1120E and IP Phone 1140E were designed to be flexible and deliver the memory and processing capacity required to support a native SIP User Agent with SIP Firmware availability. The SIP Firmware Release 2.1 for IP Phone 1120E and 1140E supports advanced IP Telephony applications such as presence selection and notification along with secure instant messaging¹. Audio Codec enhancements delivered within the SIP Firmware Release 2.1 update are shown below in a separate section under technical advisements and configurable administration options.

Combined with the high-resolution, pixel based, fully-backlit displays of the IP Phone 1120E and IP Phone 1140E, the SIP Firmware delivers a robust set of capabilities designed to enhance the communications experience across both Enterprise and Carrier Nortel Communication Servers². For a list of supported features of the SIP Firmware Release 2.1 for IP Phone 1120E and 1140E with BroadSoft BroadWorks Release 14, please refer to the BroadSoft Partner Configuration Guide for which access information is available in the reference section below.

Business-grade Telephony Features

Business-grade telephony features in the SIP Firmware Release 2.1 offering include:

- Call initiation / Call answer
 - Supported from handsfree, headset, handset, and the primary line key
- Star Code and Octothorpe Dialing
 - Nortel Communication Server dependent feature
- Call Forward (local to the phone)
- Call Forward Indication (Stutter tone)
- Call Forward Reminder (Ring Splash)
- Call Transfer (Blind)
 - Where called party is not engaged prior to call being transferred
- Call Transfer (Consultative)
 - Called party is engaged prior to call being transferred
- Last Number Redial
- Call Ignore (Local or Network)

¹ Instant Messaging security provided by Tiny Encryption Algorithm (TEA)

² The SIP Firmware Release 2.1 for IP Phone 1120E and 1140E is supported on Nortel Multimedia Communication Server 5100 Release 3.5 and Release 4.0 and AS 5200 6.0SP1. Additional support of the SIP Firmware Release 2.1 for the IP Phone 1120E and 1140E on other Nortel Communication Servers remains under formulation at this time. Please consult your Nortel representative for further timeline updates on the specific server of interest.

Business-grade Telephony Features (cont)

- Call Decline (With reason)
- Call Waiting
- Three-way Calling (Local to the phone)
- Call Join via Conferencing Server
- Call Hold (Manual and Automatic)
- Call Hold Retrieve
- Call Park
- Call Park Retrieve
- Calling Party Name and Address
- Calling Party and Call Forwarding Party Name Display for Forwarded Calls
- Calling Party Number Display
- Calling Party ID Restriction (Privacy)
- Multiple Appearance Directory Number (MADN) – Nortel Communication Server dependent feature
- Disconnect of active emergency calls only by an operator – Nortel Communication Server dependent feature
- Automatic CallBack, Automatic Recall (ACBAR) – Nortel Communication Server dependent feature
- Do Not Disturb
- On-hook / Off-hook dialing
- Pre-dialing (E.164 and SIP URI)
- Speed dialing via User-defined Feature Keys
- Call Initiation from Call Logs
 - Inbox, Outbox, Friends, Address Book
- Support for Special Prefix Code dialing (SPRE) – Nortel Communication Server dependent
- Distinctive Ringing – Broadsoft Communication Server dependent feature
- Transfer to Voice Mail

Advanced Applications

The SIP Firmware Release 2.1 provides support for innovative delivery of advanced applications³ such as:

- Management of Friends list
- Filtering and Search of Friends and Address Book entries
- User and Friends Presence Notification
- Graphical icons for Presence Status of User and Friends
- Send/receive/reply to Text-based Secure Instant Messages⁴
- Filtering of Call logs (Inbox, Outbox) and IM Log

³ Support of some advanced applications is dependent upon the specific call server platform

⁴ Instant Messaging security provided by Tiny Encryption Algorithm (TEA)

Advanced Applications (Cont)

- Copy contact information from Address Book, Inbox, Outbox, or IM Log, to Address Book or user-defined feature key (fixed or soft-key)
- USB mouse and keyboard for Dialing, Instant Messaging
- Key Expansion Module support
- Auto Login of SIP users based on MAC address of the IP Phone
- Shared Call Appearance - Broadsoft Broadworks Communication Server dependent feature

User Interface Enhancements

The user interface that is available with the SIP Firmware Release 2.1 offers graphical-based menus for enhanced user experience including:

- User-defined feature keys for Speed Dial, Voice Mail, Call Forward, Instant Messaging, Presence Selection, and Do Not Disturb features
- Integrated message access to Voicemail login and Instant Messaging
- Special character support for meaningful text entry
- Use of the fixed Expand key to access the IM Log
- Graphical Icons indicating status of each IM (Unread, Read, Replied to)
- Feature Status Indicator (Blue LED) indicates the receipt of new unread Instant Messages (IM)s
- Access to Voice Inbox and Outbox (via Fixed or Soft keys)
- Graphical icons indicating status of received calls (number missed, received per each user)
- Instant Access and Navigation of Menus using the Select soft key
- Calling Party and Call Forwarding Party Name Display for Forwarded Calls
- Transfer to Voice Mail

User Preference Enhancements

Configurable user preferences supported with the SIP Firmware Release 2.1 include:

- Handset/headset/handsfree Volume Adjustment
- Alerting Volume Adjustment
- Display Contrast Adjustment
- Ring Pattern Selection
- Voicemail Settings (Number and Mailbox ID)
- User location (from server-provided list)
- Time, Date, Zone, Format
- Idle Screen Display Text
- Backlight Screensaver Settings
- Call Subjects
- Call Decline Reasons

User Preference Enhancements (Cont)

- Instant Messaging (On/off setting of pop-up display/audible tone for new messages)
- Default Dialing (Alpha/Numeric)
- Call Ignore Action (local/network)
- Search Method (Name, First character, Index)
- Incoming & Outgoing Privacy settings
- User Presence Selection
- Dialing Pattern Default (Alpha/Numeric)
- Ring tones (pre-provisioned files)
- User Selection of Localized Display Language
 - English is default with up to four additional language options presented at one time (Additional languages are available for download)
 - Changeable without requiring a phone reset
- Multiple user profile support to ensure user data security when logged in/out (i.e. separate Inbox, Outbox, IM log, Address Book, user-defined feature key, user preferences, etc.)
- Selection of wired headset
- Selection of wireless Bluetooth headset (IP Phone 1140E only)

Configurable Administration Options

Configurable administrative functions with the SIP Firmware Release 2.1 include:

- Downloadable Global Language Options (from 17 available languages⁵)
- Flexible and Downloadable Dialing Plan
- Regional and Localized Call Progress Tones and Cadences
- Multiple SIP proxies and Domains/Sub-domains
 - Configurable by the system administrator or end user
- Multiple Protocols for Firmware and File Downloads (TFTP, FTP, HTTP)
- Time & Date from NTP server
- Option to disable Instant Messaging functionality
- Option to turn off Feature Status Indicator (Blue LED) notification for incoming Instant Messages
- Ability to configure the #key to initiate dialing
- Ability to configure Call Forward Notification
- New Problem Determination Tools (via Telnet / Password Protected)
 - Error diagnostics and recovery
 - Remote debugging
- Admin privileges
- Per set configuration based on MAC address of IP Phone
- Autologin of SIP user based on server supplied user credentials

⁵ English is default with up to four additional language options presented at one time (Additional languages are available for download)

- E911 location enhancement (user prompt for manual location entry if the initial selected location is “other”).
- Call Waiting tone
- Selection of alternate codec list (i.e.G729 codec with ptime of 20ms and 40ms, please refer to technical advisement section below for details)

Standards, Codecs and QoS Settings

The SIP Firmware Release 2.1 is designed to support the following standards, codec and QoS settings:

- DTMF payload via RFC2833 and G.711 in-band signaling
- G.711 and G.729a codecs
- DNS for Domain Name Resolution
- Layer 2 802.1 p/Q packet priority
- Layer 3 ToS and IP precedence bit tagging
- QoS metrics monitoring and reporting
- Firewall and NAT traversal (via STUN)
- Link Layer Discovery protocol (LLDP) based on IEEE 802.1ab
- RFC enhancements (PRACK and UPDATE support)

Security

The SIP Firmware Release 2.1 supports the following security features:

- Firmware/file integrity and authentication (code signing) for Nortel-generated files via PKI or shared secret mechanism
- Secured access to the phone's configuration and diagnostic menus
- Secured user login/logout options
- RFC 3261 compliant, robust SIP stack which offers protection against security vulnerabilities and DoS attacks.
- RTP port configuration

For detailed product and feature information, please refer to the information on the IP Phones and Clients product page of the Partner Information Center (PIC) or on www.nortel.com. The PIC can be accessed at: <http://www.nortel.com/pic> . Once logged into the PIC, click on **Products**, then **VoIP, Voice & Multimedia Communications** and finally **IP Phones & Clients**.

Administration and Provisioning

The SIP Firmware for the IP Phone 1120E and 1140E must be provisioned using TFTP, HTTP or FTP. The required TFTP, HTTP or FTP server are provided by the customer. The SIP user must be provisioned on the Nortel Communication Server system. It is essential that both the SIP username and a corresponding DN alias be configured on the server.

Firmware Content and Update Information

The SIP Firmware for IP Phone 1120E and 1140E supports remote firmware changes and updates through both a manual and automated process using the TFTP, HTTP or FTP protocol. Updates, including firmware, language files, and configuration files, may be obtained when the phone is powered up, at specific times pre-configured by the system administrator, or at any time upon manual request of the user. Firmware updates are done via the SIP Firmware update/provisioning mechanism.

Customers will need to make arrangements for the TFTP/FTP/HTTP servers. A trial copy of Windows or Linux version of TFTP server application can be obtained from several leading vendors such as <http://www.weird-solutions.com/> or <http://tftpd32.jounin.net/>⁶. The SIP Firmware Release update process involves below steps.

- 1) Existing SIP Firmware Release 2.0 (02.00.10.00 version) for the IP Phone 1120E/1140E can be updated to SIP Firmware Release 2.1 (Firmware SIP 1140/load 02.01.06.00 or Firmware SIP 1140/load 02.01.06.00). The IP Phone 1120E or 1140E may be shipped with SIP version of the Firmware that may not be the current release. Updating the SIP firmware will require a TFTP server. Please note SIP Firmware version has been revised in SIP Firmware Release 2.0 and above with format RR.MM.FF.NN (RR –Major Release, MM-Minor Release, FF-Formal Build, NN-Nightly build).
- 2) To upgrade existing UNISStim Firmware for the IP Phone 1120E/1140E, first update the IP Phone 1120E/1140E to minimum required UNISStim Firmware version 0624C1B/0625C1B. The IP Phone 1120E or 1140E may be shipped with default UNISStim version lower than the minimum required version.
- 3) Once the IP Phone 1120E/1140E is at 0624C1B/0625C1B version, the IP Phone can be updated to SIP Firmware Release 2.01.06.00 version. UNISStim Firmware supports the TFTP or UFTP protocols. Updating UNISStim firmware and switching from UNISStim firmware to SIP Firmware will require a TFTP server (UFTP is not supported).

IMPORTANT NOTE: The SIP Firmware Release for IP Phone 1120E and 1140E is a migration to the SIP protocol for these IP Phones. Loading the SIP Firmware will overwrite the existing firmware such as UNISStim (i.e., note that it will not be possible to run both the SIP and UNISStim Firmware concurrently). For details on firmware update procedures, provisioning and configuration, please refer to the Administration Guides (NTPs) in the next section

⁶ Nortel may provide references to non-Nortel products as well as hyperlinks or pointers to other web sites maintained by third parties. The links to any such third party web sites are provided for your convenience and information only. The content in any linked web site is not under our control and if you decide to access any such web site, you do so entirely at your own risk. The fact that we provide a link to a third party web site does not mean that we endorse, authorize or sponsor any such site or that we are affiliated with such third party. Under no circumstances shall Nortel be liable to any person for any direct, special, incidental, punitive, indirect or consequential damages, loss of profits or revenues or costs of replacement goods resulting from use of or reliance on the information presented in or through this Web Site, even if informed in advance of the possibility of such damages.

References and Related Documents

Additional information is available in the *Knowledge Transfer Kit* (KTK) which can be downloaded from the Partner Information Center (PIC) at the following location: <http://www.nortel.com/pic>. Navigate to “**Products and Solutions**”, then select “**Channel Readiness**” and finally select “**SIP Firmware Release for IP Phone 1120E and 1140E**” from the drop-down list.

SIP Firmware Release 2.0 for IP Phone 1120E and 1140E related documents are available on <http://www.nortel.com/support> using the following product path. Changes to the Audio codec list in SIP Firmware Release 2.1 has been documented in this product bulletin.

For SIP Firmware for IP Phone 1120E:

<http://support.nortel.com/go/main.jsp?cscat=DOCUMENTATION&poid=15741>

For SIP Firmware for IP Phone 1140E:

<http://support.nortel.com/go/main.jsp?cscat=DOCUMENTATION&poid=15721>

SIP Firmware Release 2.0 for IP Phone 1120E and 1140E documentation includes the following materials:

- NN43112-101 SIP Firmware Release 2.0 for IP Phone 1120E User Guide
- NN43112-102 SIP Firmware Release 2.0 for IP Phone 1120E Quick Reference Card
- NN43112-300 SIP Firmware Release 2.0 for IP Phone 1120E Administration
- NN43110-301 Expansion Module for IP Phone 1100 Series (SIP Firmware) User Guide

- NN43113-101 SIP Firmware Release 2.0 for IP Phone 1140E User Guide
- NN43113-102 SIP Firmware Release 2.0 for IP Phone 1140E Quick Reference Card
- NN43113-300 SIP Firmware Release 2.0 for IP Phone 1140E Administration
- NN43110-301 Expansion Module for IP Phone 1100 Series (SIP Firmware) User Guide

Broadsoft Broadworks Partner Configuration Guide for SIP Firmware Release 2.0 for IP Phone 1120E and 1140E contains details on supported features and configuration and can be found at:

<http://support.nortel.com/go/main.jsp?cscat=DOCUMENTATION&poid=15721>

Ordering Guidelines and Procedures

Nortel ships the IP Phone 1120E and 1140E preloaded with SIP Firmware Release from the factory. The order codes for IP Phone 1120E and 1140E with SIP Firmware are provided below for reference. The order code for Expansion Module for the IP Phone 1100 Series is also provided below.

Order Codes – IP Phone 1120E and 1140E (shipped preloaded with SIP Firmware)

PEC	CPC	DESCRIPTION	Status
NTYS03CAE6	N0142351	IP Phone 1120E Graphite w/ Icon Keys w/o PS (SIP) (RoHS)	Current
NTYS03DAE6	N0142352	IP Phone 1120E Graphite w/ Eng Keys w/o PS (SIP) (RoHS)	Current
<i>NTYS03CBE6</i>	<i>N0191520</i>	<i>IP Phone 1120E Graphite w/ Icon Keys w/o PS (SIP) (RoHS)</i>	<i>Orderable in 1Q09, replacement for NTYS03CAE6</i>
<i>NTYS03DBE6</i>	<i>N0191521</i>	<i>IP Phone 1120E Graphite w/ Eng Keys w/o PS (SIP) (RoHS)</i>	<i>Orderable in 1Q09, replacement for NTYS03DAE6</i>
NTYS05CAE6	N0142353	IP Phone 1140E Graphite w/ Icon Keys w/o PS (SIP) (RoHS)	Current
NTYS05DAE6	N0142354	IP Phone 1140E Graphite w/ Eng Keys w/o PS (SIP) (RoHS)	Current

The above top level codes for IP Phone 1120E and 1140E do not include global power supply or Cable shipped in the box with the IP Phone. The global power supply and country specific IEC cable are separately orderable using the product codes provided below.

PEC	CPC	DESCRIPTION
NTYS17AAE6	N0146475	IP Phone Global Power Supply (2000, 1100, 1200) (RoHS)
NTTK14ABE6	N0106970	Standard IEC Cable – North America
NTYS14AAE6	N0089603	Standard IEC Cable - North America (preferred)
NTTK15AA	A0781922	Standard IEC Cable – Australia / NZ (non-RoHS)
NTTK16ABE6	N0114986	Standard IEC Cable – Europe
NTTK17ABE6	N0109787	Standard IEC Cable – Switzerland
NTTK18ABE6	N0109881	Standard IEC Cable – UK
NTTK22ABE6	N0109788	Standard IEC Cable – Denmark

A0814961	A0814961	Standard IEC Cable – Argentina (non-RoHS)
NTTK26AAE6	N0118951	Standard IEC Cable - Japan

Order Codes – Expansion Module for the IP Phone 1100 Series-18Key

PEC	CPC	DESCRIPTION
NTYS08AAE6	N0033469	Expansion Module for the IP Phone 1100 Series - 18 Key (RoHS)

Alternatively, the SIP Firmware Release for IP Phone 1120E and 1140E will be available for download from a secure Nortel website for registered customers. Customers are required to purchase/have the IP Phone 1120E and IP Phone 1140E hardware available for loading the SIP Firmware Release.

The current product codes for the IP Phone 1120E and 1140E that ship with UNISlim Firmware are different than the above codes and can be ordered separately. IP Phone 1120E and 1140E with UNISlim Firmware can be updated with the SIP Firmware Release 2.1 per procedures outlined in the “*Firmware Content and Update*” section above.

PEC	CPC	DESCRIPTION
NTYS05CAE6	N0142353	IP Phone 1140E Graphite w/ Icon Keys w/o PS (SIP) (RoHS)
NTYS05DAE6	N0142354	IP Phone 1140E Graphite w/ Eng Keys w/o PS (SIP) (RoHS)

Communication Server Port License

The SIP Firmware Release for IP Phone 1120E and 1140E works with different Nortel Communication Servers and 3rd party servers as outlined above. As such, a SIP port license is required for each IP Phone 1120E and 1140E to connect to the Nortel Communication Server system. When placing an order for the IP Phone 1120E and 1140E, please ensure appropriate number of SIP port licenses have been ordered for the respective Nortel Communication Server.

Training

Global Knowledge is the official training partner for Nortel Enterprise products for Nortel for North America. The following training courses have been updated to include the ***SIP Firmware Release for IP Phone 1120E and 1140E***:

Course Title	Format	Number
Multimedia Communication Server 5100 Release 4.0 Administration	Classroom Learning	6316C
Multimedia Communication Server 5100 Release 4.0 Installation and Commissioning	Classroom Learning	6313C
Multimedia Communication Server 5100 Release 4.0 Planning and Engineering	Classroom Learning	6314C
Multimedia Communication Server 5100 Release 4.0 Tutorial	eLearning	6304W
Multimedia Communication Server 5100 Release 4.0 Overview	eLearning	6306W

Further details on course offerings and schedules can be obtained from the Global Knowledge website at www.globalknowledge.com/nortel/training.

Technical Advisements

Minimum Hardware for SIP Firmware Release on the IP Phone 1120E and 1140E

The SIP Firmware Release 2.1 for IP Phone 1120E and 1140E is supported on the GA hardware release (currently shipping and already shipped GA hardware) of the respective IP Phone models. The SIP Firmware Release 2.1 for IP Phone 1120E and 1140E is the minimum supported release on the planned shipments of the respective IP Phone models beginning 1Q09.

Audio Codec List update

The SIP Firmware Release for IP Phone 1120E and 1140E supports selection of audio codec list as below via the device configuration file. For details on the configuration files, please refer to the Administration guides. [A new device configuration flag is added as shown below:](#)

ENABLE_ALTERN_CODEC_LIST YES/NO

When ENABLE_ALTERN_CODEC_LIST is set to NO, the IP Phone uses the list of codecs below:

High: ptime = 20 ms : G711, G729
Med: ptime = 30 ms : G711, G729
Low: ptime = 30 ms : G729, G711

When ENABLE_ALTERN_CODEC_LIST is set to YES, the IP Phone uses the list of codecs as below:

High: ptime = 20 ms : G711, G729
Med: ptime = 20 ms : G729, G711
Low: ptime = 40 ms : G729, G711

Thus G729 20ms or 40ms can be selected as default value and may be suitable for certain networks requiring bandwidth optimization.

Security - NAT Traversal & STUN protocol

The SIP Firmware Release for IP Phone 1120E and 1140E supports two methods for NAT traversal of the signaling path:

- SIP_PING
- Simple Traversal of User Datagram Protocol through Network Address Translators (STUN)

SIP PING is a Nortel protocol for NAT traversal for SIP signaling only.

The STUN protocol lets a client discover the presence and type of NATs between the client and the public Internet. In addition, a client can discover the mapping between the private IP address and port number and the public IP address and port number. Typically, an Enterprise or a service provider operates a STUN server in the public Internet or internet domain. A STUN server can be located using DNS SRV records using the domain as the lookup. STUN typically uses the well-known port number 3478. The NAT traversal method can be selected manually through the Device Settings menu or configured through the device configuration file.

SIP Firmware Release 2.1 for IP Phone 1120E and 1140E also supports NAT traversal for the Media path. However, STUN protocol cannot coexist with Application Layer Gateway (ALG), Media Portals or RTP Proxy servers. If STUN is configured on the SIP Firmware Release, ensure none of these devices are configured in the SIP proxy server.

Secure Real-Time Transport Protocol (SRTP) and Transport Layer Security (TLS)

SIP-based Secure RTP and TLS are a planned enhancement for a future SIP Firmware release.

802.1X and Extensible Authentication Protocol (EAP) The SIP Firmware Release 2.1 for IP Phone 1120E and 1140E supports 802.1 X/EAP device authentications. The authentication protocol currently supported is EAP-MD5. Customers need to procure appropriate RADIUS/authentication servers (both HW/SW). Certificate based authentication is planned for a future release.

Single User Login

The SIP Firmware Release 2.1 for IP Phone 1120E and 1140E only supports a single user logged in per phone. Other Nortel IP Phones or firmware may allow for more than one user (or directory number) to be logged in or displayed at a time.

Shared Call Appearance

The SIP Firmware Release 2.1 for IP Phone 1120E and 1140E supports Shared Call Appearance Feature. The Shared Call Appearance feature allows a given line to be configured with multiple locations, essentially allowing multiple endpoints to login to the system while using the same external number. Any one of these locations can be used to originate or receive calls. Any call appears to the other party to be originating from or terminating to the same number, regardless of the location initiating or receiving the call. The Shared Call Appearance feature allows a user to pick up a call that was put on hold by another user of the same group and it allows a user to join an active call of another user in the group. The Shared Call Appearance feature is supported on Broadsoft BroadWorks server. Please note SIP Firmware Release 1.1 and above for IP Phone 1120E and 1140E supports Multiple Appearance Directory Number (MADN) Single Call Appearance (SCA) feature for Nortel Communication Servers CS2000 and CS2100. Please consult your Nortel representative for timeline updates for SIP Firmware Release 2.1 with the specific Nortel Communication server of interest.

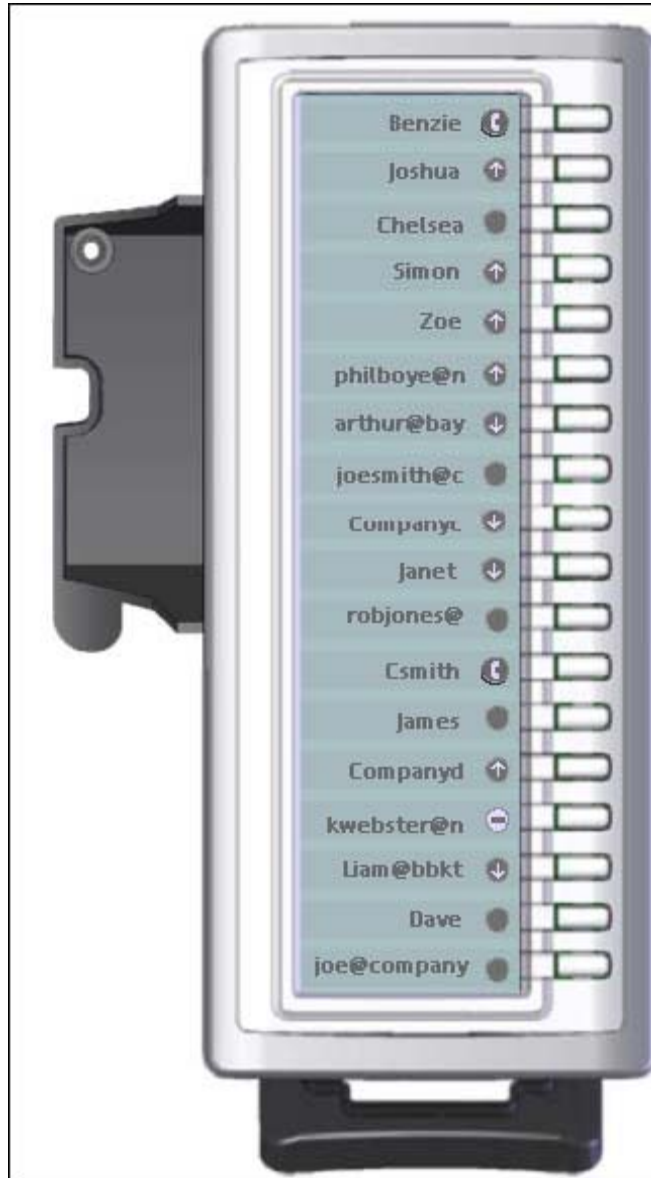
SIP URI Dialing

The SIP Firmware Release 2.1 for IP Phone 1120E and 1140E supports URI dialing. Some Communication Servers may not support URI dialing and in such cases, attempt to make calls from the Call softkey menu of SIP Firmware may not complete and users may get an error message. In addition, as a valid URI is to be entered for monitoring a user's presence state the presence state/updates may not be reflected accurately with Communication Servers that may not support URI.

Expansion Module

The SIP Firmware Release 2.1 for IP Phone 1120E and 1140E supports the Expansion Module. The Expansion Module is a hardware accessory that connects to the IP Phone and provides additional line appearances and feature keys. Up to three expansion modules are supported. The IP Phone 1120E and IP Phone 1140E can have up to 54 additional line/feature keys with three Expansion Modules. The Expansion Module is equipped with a graphical, pixel-based, grayscale LCD display area beside the 18 line/feature keys (see Diagram 4 below). Each of the 18 physical keys on the Expansion Module has a 10-character display label. This label is set automatically, however, the user can edit the label using the controls on the IP Phone.

Diagram 4: IP Phone 1100 Series Expansion Module



The Expansion Module will display similar graphics for the key label and icons as displayed on the IP phone. Programmed keys are stored in the user profile. Each user

will be able to maintain his/her list of programmed feature keys. You can program the feature keys as Speed Dial, Presence, Send IM, Call Forward or Do Not Disturb. The user has the ability to automatically populate the unused Expansion Module feature keys, using the friends list or the address book as sources.

There is no specific dependency on call server for the Expansion Module to be functional. However, friends list and presence notification are call server dependant and may require changes to the user package of your IP Phone.

Distinctive ringing and Call waiting

The Distinctive ringing feature permits users to distinguish between different types of call actions by playing a different ringing pattern. The request for a specific ringing pattern comes from the server at the time the call is being established. The Nortel IP Phone 1140E with SIP firmware does not request the playing of distinctive ringing from other parties. The ringing patterns to be used follow the North American standards which also include call waiting tones for the times when the receiving end is already engaged in a call session. The predefined ringing pattern identifiers available on the phone accommodate usage by the Broadsoft BroadWorks server.

IEEE 802.1ab Link Layer Discovery Protocol

Discovery protocols provide a mechanism to identify devices attached to a network. Popular network-management systems use automated discovery to obtain the topology of a network. These applications detect adds and removals, provide Layer 3 information, and group the attached devices into IP subnets. IEEE has developed 802.1ab Link Layer Discovery Protocol (LLDP), a standard for discovering the physical topology between neighboring devices. 802.1ab LLDP defines a standard method for Ethernet network devices such as switches, routers and IP Phones to advertise information about themselves to other nodes on the network and store the information they discover in a MIB. This feature implements 802.1ab and its IEEE 802.1/802.3 and LLDP-MED specific extensions.

Auto Login and Per Phone Configuration

SIP Firmware Release 2.1 for IP Phone 1120E and IP Phone 1140E supports downloading a user's login credentials from a central repository. The login credentials are associated with the MAC address of the particular IP Phone. This feature simplifies installation of the IP Phone by allowing it to automatically log into the SIP proxy server without end user intervention. Please refer to the Administration Guide for details on this feature and provisioning this capability. Before the user first receives the IP Phone 1120E or 1140E, the system administrator may configure the IP Phone with the user's login id and password. If the IP Phone is configured with automatic login, the user cannot use the logout function and may need a password to access some features and functions of the SIP Firmware. In addition, the administrators can provision specific features for users using the configuration files based on the MAC address of the IP

Phone. Please note creation of these configuration files is a manual process and can be time consuming. Nortel plans to address automation of this task in a future release.

RFC support enhancements (RFC 3262, RFC 3311, RFC 3581)

RFC 3262 & 3211: The combined support of PRACK and UPDATE allows the IP Phone 1140E with SIP firmware to provide reliability to provisional responses, and the ability to update session parameters during call setup as well as after the initial invite has received a final response. The combination of reliable provisional responses (PRACK) and the ability to change session before call establishment (using UPDATE) will improve the IP Phone 1140E interactions with some PSTN networks where the parameters of a session may need updating before the call is established. To provision this feature please refer to the Administration Guide listed in the reference documents section.

RFC 3581: This feature implements an extension to SIP for Symmetric Response Routing for the IP Phone 1140E with SIP firmware. This extension permits the conduction of SIP dialogs through a Symmetric Network Address Translator (NAT) using UDP. This allows the phone to work from behind and/or in front of a symmetrical NAT with servers and/or clients that support RFC 3581. In particular, it enhances the capability of the IP Phone 1140E and IP Phone 1120E with SIP firmware to interoperate with other proxies and to work in any network configuration. For this feature to work properly, the receiving end device must support RFC 3581. To provision this feature please refer to the Administration Guide listed in the reference documents section.

RTP port configuration

The SIP Firmware Release 2.1 for IP Phone 1120E and 1140E provides option to set or change RTP ports. RTP port configuration is available only through the provisioning server.

Voice Quality Monitoring (VQMon)

The SIP Firmware Release 2.1 for IP Phone 1120E and 1140E provides support for monitoring voice quality in conjunction with a Nortel Communication Server and a Telchemy 3rd party server. When Voice Quality Monitoring (VQMon) is enabled in the SIP Firmware, the SIP firmware gathers statistics regarding the quality metrics of the current call and sends reports to the Nortel Communication Server/Telchemy 3rd party server at regular intervals. The voice quality-related statistics include jitter, packet loss, delay, burst gap loss, listening R-factor, R-LQ, R-CQ, MOS-LQ and MOS-CQ. This report can be used for QoS monitoring. A Telchemy server is required to collect and organize the data. SIP Firmware Release 2.1 for IP Phone 1140E and 1120E can interwork with Telchemy SQmediator 1.1. Please note customers are required to procure necessary Telchemy hardware and Telchemy SQmediator Software directly from Telchemy. <http://telchemy.com>

Transfer to Voice Mail

The SIP Firmware Release 2.1 for IP Phone 1120E and 1140E supports “The transfer to Voice Mail” feature. This feature enables a soft key to transfer an incoming call, or a call waiting, to a voice mail box. The transfer to Voice Mail feature is supported on MCS 5100 server.

DHCP

When a DHCP server has to issue a new IP address to the IP Phone 1120E or 1140E after a lease expires, the IP Phone may go through a reboot and recover process and this process may take up to five minutes for the IP Phone to get back to its ready state to make/receive calls. In addition, if a user is on a call, the call may be dropped and the IP Phone may go through the reboot and recover process. If the DHCP lease expires, the IP Phone must initiate a new negotiation of an IP address from the server's pool of addresses. DHCP lease may expire so the network does not run out of IP addresses or due to instability in the network. DHCP lease expiration is not a common event.

*Nortel, the Nortel logo and the Globemark are trademarks of Nortel.

©2007 Nortel Limited. All rights reserved. Nortel, the Nortel logo, and the Globemark design are trademarks of Nortel Limited. All other trademarks are the property of their respective owners.

The information in this document is subject to change without notice. Nortel reserves the right to make changes, without notice, in equipment design as engineering or manufacturing methods may warrant. The statements, configurations, technical data, and recommendations in this document are believed to be accurate and reliable, but are presented without express or implied warranty. Users must take full responsibility for their applications of any products specified in this document. The information in this document is proprietary to Nortel Limited.

To view the most recent version of this bulletin, please visit Nortel's Partner Information Center on the web at: <http://www.nortel.com/pic>.